




# HOW TO PERFORM SALAH

A NEW MUSLIM'S  
GUIDE TO THE



5 DAILY ISLAMIC  
PRAYERS

*Reviewed by Sheikh Abdurrahman Ishaq,  
Imam of Parklands Mosque, Nairobi  
(For Free Distribution)*



# CONTENTS

01	<i>About this Booklet</i> .....	04
02	<i>Salah FAQs</i> .....	06
03	<i>Salah Timings, Rak'aat, &amp; Loudness</i> .....	09
04	<i>Wait! Before You Perform Salah</i> .....	11
05	<i>Let's Perform the Salah!</i> .....	13
	Step 1 The Opening Takbeer (Takbeeratul-Ihram) .....	13
	Step 2 Qiyaam (Standing) .....	14
	Step 3 Ruku' (Bowing) .....	15
	Step 4 Qiyaam Again! .....	15
	Step 5 First Sajdah (Prostration).....	16
	Step 6 Jalsa (Sitting) .....	17
	Step 7 Second Sajdah .....	17
	Step 8+ The Remaining Raka'aat .....	18
	Last Step The Tasleem .....	20

06	<i>What Do You Do After Salah?</i> .....	21
07	<i>Surahs &amp; Supplications</i> .....	24
6.1	Quranic Surahs & Verses.....	24
6.2	Praises, Supplications, & Remembrances .....	28
08	<i>A Quick Review of Salah Movements</i> .....	31
A Bit About IslamicComics.org .....		32
Please Support Us!.....		32



# ABOUT THIS BOOKLET

بِسْمِ اللَّهِ وَالْحَمْدُ لِلَّهِ وَالصَّلَاةُ وَالسَّلَامُ عَلَى رَسُولِ اللَّهِ

*In the Name of Allah, All Praise is due to Allah,  
and Prayers and Salutations upon the Messenger of Allah.*



Salah is the most important act of worship in Islam. Therefore, it is essential for every new Muslim to learn how to perform the salah as soon as they embrace the faith.

To help with this, we've developed this short, simple booklet. It is written and illustrated in an easy-to-follow way, so insha Allah, you will find it straightforward to understand and perform the salah.

This booklet isn't just for new Muslims; parents can also use it to teach their children how to pray.

Here are a few important things to know about this booklet:

- **We've Kept It Simple:** This booklet focuses on just the basics of salah to make learning easy and clear, especially for beginners.
- **It's Based on the Sunnah:** We have done our best to present the steps of salah in accordance with the authentic teachings and practices of the Prophet Muhammad (SAW).
- **For Praying on Your Own:** It explains how to perform the five daily obligatory prayers (salawaat) individually. If you are praying in congregation, you should follow the imam (leader of the congregation).

**If you need further guidance or clarifications about salah, please consult a knowledgeable scholar you trust.**

**May Allah make it easy for you to learn and perfect this beautiful act of worship... Ameen!**

**Absar Kazmi**

**Founder,**

**IslamicComics.org and Life with the Ahmad Family Comics**



# SECTION 1: SALAH FAQs



IslamicComics.org

## What is salah?

Salah is the 2nd pillar of Islam and the **MOST** important act of worship for a Muslim!

## What does the word 'salah' mean?

The word 'salah' comes from the Arabic word 'silah' which means connection. So, you can think of salah as a wireless connection with Allah.

## Who **MUST** perform salah?

Salah is obligatory upon every sane Muslim who has reached the age of puberty.

## Who **MUST NOT** perform salah?

Menstruating women, women experiencing post-partum bleeding, and anyone in a state of major ritual impurity may **NOT** perform salah until they are pure (consult a scholar for details).

## How many times must I perform salah?

There are five (5) obligatory salawaat (plural of salah) which Muslims **MUST** perform daily.

### What is the history behind salah?

The five daily salawaat were gifted to Prophet Muhammad (SAW) by Allah Himself during the Night Journey and Ascension (Al Israa wal Mi'raaj) which took place between the 10th and 13th year of his prophethood.

During this journey, the Prophet (SAW) ascended to the highest heaven and stood in Allah's divine presence. Some scholars say that salah is like a Mi'raaj (ascension) for the believers, meaning it is as though they are standing in Allah's divine presence. These five prayers were made compulsory for Muslims 18 months after the Prophet (SAW) migrated to Madinah.

### How do we determine the way to perform salah?

*The Prophet (SAW) instructed: 'Pray as you see me pray' (Sahih Al Bukhari).*

Thus, all Muslims (men & women) must perform salah exactly as he (SAW) performed it.

### Does salah have any benefits?

We are told in the Qur'an: *'Indeed, 'genuine' prayer should deter 'one' from indecency and wickedness.'* (Surah Al 'Ankabut, vs. 45). So, one of the great benefits of salah is that – when it is performed properly – it prevents the believer from committing sins and immoral acts.

### Where should I perform salah?

Men should try and perform the five obligatory salawaat in the mosque (masjid) in congregation. Women may pray at home. When praying in congregation, you must follow the imam.

### What language do I perform salah in?

Salah MUST be performed in the Arabic Language. If you cannot read or speak Arabic, then you can memorize the transliterations of the Surahs and supplications to recite during salah. A few are included in Section 6 of this booklet.

### Can I perform salah with my shoes on?

Yes, as long as there are no obvious impurities on the shoes.

### Do I have to perform salah on a prayer mat?

No, a prayer mat is not required for salah. You may pray without a prayer mat as long as there are no obvious impurities on the ground.

### Why do Muslims face the Ka'bah during salah?

Muslims face the Qiblah - the direction of the Ka'bah - during salah out of obedience to Allah (SWT). He has commanded us in the Qur'an:

*'Now We will make you turn towards a direction 'of prayer' that will please you. So turn your face towards the Sacred Mosque 'in Mecca'—wherever you are, turn your faces towards it.'*

(Surah Al-Baqarah: 144)



## SECTION 2: SALAH TIMINGS, RAK'AAT, & LOUDNESS



IslamicComics.org

- The five obligatory salawaat are performed at specific times of the day.

*‘Indeed, performing prayers is a duty on the believers at the appointed times.’*

(Surah An-Nisaa: 103)

- Some are performed loudly and some silently. Silently does NOT mean in your heart, you still need to move your lips and say the words, but in a soft voice that only you can hear.
- Each salah is made up of multiple cycles of actions. Each cycle is called a ‘rak’ah’ (the plural is ‘raka’aat’).
- The names and respective details of each salah are included in the following table:

Name of Salah	Beginning Time	Ending Time	Number of Rak'aat	Qur'an, Takbeers, Tasleems (Silently/Out Loud)
<b>Fajr</b>	At dawn	When the sun begins to rise	2	<b>Out Loud</b>
<b>Dhuhr</b>	When the sun crosses its zenith (highest point)	When your shadow is equal to your height	4	<b>Silently</b>
<b>'Asr</b>	When Dhuhr ends	When the sun begins to set	4	<b>Silently</b>
<b>Maghrib</b>	After sunset	When the red afterglow disappears from the sky	3	<b>Out Loud</b> (Qur'an is only read out loud in the first two raka'aat)
<b>'Isha</b>	When Maghrib ends	When Fajr time begins, but it's better to pray before the first third of the night is complete	4	<b>Out Loud</b> (Qur'an is only read out loud in the first two raka'aat)

It is **FORBIDDEN** to perform Salah at the following times:  
**While the sun is rising, setting, or at its zenith (highest point)**



## SECTION 3:

### WAIT!

### BEFORE YOU PERFORM SALAH...



IslamicComics.org

Before you begin the salah, ask yourself the following questions:

#### 1. Am I clean?

Your body, clothes, and place of prayer must be free from any physical impurities, e.g. urine.

#### 2. Do I have 'wudu'?

Salah is only valid if you are in the state of wudu (ablution).

#### 3. Am I dressed properly?

You should be wearing loose clothing which is NOT see-through.

**Men** - Should ensure that NO part of their body between the navel and the knees is exposed during salah.

**Women** - Only their face and their hands should be uncovered.

#### 4. Am I facing the 'Qiblah'?


You should be facing towards the Ka'bah in Makkah.



### 5. Do I need a 'sutrah' (temporary barrier)?

It is forbidden for anyone to pass directly in front of a person performing salah. This is why when praying alone – as a precaution - you should pray in an area where the chances of this occurring are minimal, e.g. you can pray facing a wall. Alternatively, you can place a sutrah in front of you to prevent someone from passing directly in front of you. A 'sutrah' is an object that is at least 1.5 feet tall, such as a chair.

*Note: There is no problem if a small child or your pet cat passes in front of you.*



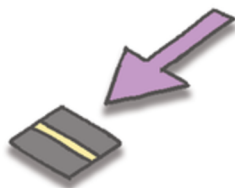



## SECTION 4: LET'S PERFORM THE SALAH!

The following is an easy-to-follow tutorial of how to perform the five daily prayers.



### THE OPENING TAKBEER (TAKBEERATUL-IHRAM)



1. Have the intention in your heart that you are going to perform salah for Allah's Pleasure (you should NOT utter the intention out loud. Allah knows your intention).

2. Stand and face the 'Qiblah' (the direction of the Ka'bah).

3. Your feet should be approximately shoulder-width apart and in a straight line.

4. Raise both your hands (palms facing front) up to a level between your shoulders and your ears and say the 'Takbeer':

اللَّهُ أَكْبَرُ

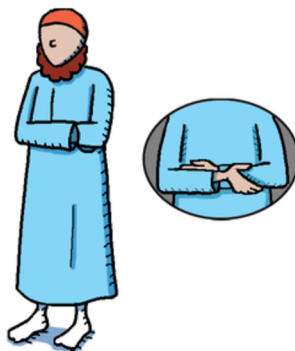
*Allahu Akbar*  
(Allah is the Greatest!)

This is called the 'Takbeeratul-Ihram' or the opening Takbeer. You have now begun the salah and your communication with Allah has started.

- **DO** your best to focus on the salah with complete humility.
- **DO NOT** engage in any other activity – such as talking, eating, fidgeting, etc. – until the salah is complete.
- **DO NOT** look upwards during the salah. It is preferable to look towards the ground in front of you.



## QIYAAM (STANDING)



1. While standing in the same position as in Step 1 (Opening Takbeer) fold your hands in front of you.

- Men** – May fold their hands anywhere from the chest to just below the navel.
- Women** – It is preferred for them to fold their hands on their chest.

### 2. **ONLY IN THE FIRST RAK'AH:**

a) It is recommended to silently recite the 'Thanaa'. You can find this in Section 6.2.

b) Silently say:

أَعُوذُ بِاللَّهِ مِنَ الشَّيْطَانِ الرَّجِيمِ

*A'oodhu billaahi minash shaytanir rajeem*

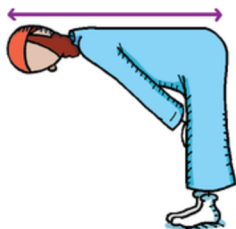
(I seek refuge with Allah from Satan, the accursed)

3. Recite Surah Al Fatihah (see Section 6.1).

4. Next, you may recite any other verses from the Qur'an in Arabic (see Section 6.1).



## RUKU' (BOWING)



1. Say the Takbeer (Allahu Akbar) as you go into a bowing position.
2. Place your hands on your knees and make sure your entire upper body (including your head) is at the same level and completely horizontal.
3. Silently say the following 3 times:

سُبْحَانَ رَبِّيَ الْعَظِيمِ

*Subhaana Rabbiyal 'Adheem*

(Glory to My Lord the Greatest)



## QIYAAM AGAIN! (STANDING)



1. As you return to standing position, say:

سَمِعَ اللَّهُ لِمَنْ حَمِدَهُ

*Sami'Allahu liman hamidah*

(Allah heard the one who praised Him)

2. Once you have reached standing position, you may fold your hands in front of you or leave them on the sides.

3. Say:

رَبَّنَا وَلَكَ الْحَمْدُ

*Rabbanaa wa lakal hamd*

(And to You, O Lord, belongs all praise)



## FIRST SAJDHA (PROSTRATION)



1. Say the Takbeer (Allahu Akbar) as you go into prostration.
2. Make sure the following parts of your body are touching the ground: your forehead and nose, both hands (palms facing down), both knees, and your toes.
3. Your elbows should NOT touch the ground and should be away from your body.
4. Silently say the following 3 times:

سُبْحَانَ رَبِّيَ الْأَعْلَى

*Subhana Rabbiyal A'laa*

(Glory to My Lord, the Highest)

5. **Du'aa:** If you wish, you may make du'aa (supplication) while in sajdah.

*The Prophet (SAW) said: 'The nearest a servant comes to his Lord is when he is prostrating himself, so make supplication (in this state)'. (Sahih Muslim)*

If you don't know Arabic, you may supplicate in your own language.



## JALSAH (SITTING)



1. Say the Takbeer as you go into sitting position as shown in the diagram.
2. Place your hands on your thighs.
3. Place your feet in one of the two positions displayed in the picture.
4. Silently say the following:

رَبِّ اغْفِرْ لِي، رَبِّ اغْفِرْ لِي

*Rabbighfirlee Rabbighfirlee*

(O My Lord, forgive me.

O My Lord, forgive me.)



## SECOND SAJDAH (PROSTRATION)

This is performed in the same way as the first sajdah (prostration).



*You Have Completed the First Rak'ah!*



## THE REMAINING RAKA'AAT

### *Fajr (2 Raka'aat):*

#### 2nd Rak'at:

- Say the Takbeer (Allahu Akbar) as you return to Qiyaam (standing).
- Repeat Steps 2 – 7 as in the first rak'at.
- Then, say the Takbeer as you return to Jalsa (sitting) position.
- Silently recite At-Tashahhud (see Section 6.2).
- Silently recite the salutations upon the Prophet (SAW) (see Section 6.2).
- **Recommended:** Silently seek refuge from the four (see Section 6.2).
- Go to Last Step: The Tasleem.



### *Dhuhr, 'Asr, & 'Ishaa (4 Raka'aat):*

#### 2nd Rak'at:

- Say the Takbeer as you return to Qiyaam (standing).
- Repeat Steps 2 – 7 as in the first rak'at.
- Then, say the Takbeer as you return to Jalsa (sitting) position.
- Silently recite At-Tashahhud (see Section 6.2).

#### 3rd Rak'at:

- Say the Takbeer as you return to Qiyaam (standing).
- Silently recite Surah Al-Fatihah. Nothing else.
- Repeat Steps 3 – 7 as in the first rak'at.

#### 4th Rak'at:

- Say the Takbeer as you return to Qiyaam (standing).
- Silently recite Surah Al-Fatihah. Nothing else.
- Repeat steps 3 – 7 as in the first rak'at.
- Then, say the Takbeer as you return to Jalsa (sitting) position.
- Silently recite At-Tashahhud (see Section 6.2).

- Silently recite the salutations upon the Prophet (SAW) (see Section 6.2).
- **Recommended:** Silently seek refuge from the four (see Section 6.2).
- Go to Last Step: The Tasleem.



### *Maghrib (3 Raka'at):*

#### **2nd Rak'at:**

- Say the Takbeer (Allahu Akbar) as you return to Qiyaam (standing).
- Repeat Steps 2 – 7 as in the first rak'at.
- Then, say the Takbeer as you return to Jalsa (sitting) position.
- Silently recite At-Tashahhud (see Section 6.2).

#### **3rd Rak'at:**

- Say the Takbeer as you return to Qiyaam (standing).
- Silently recite Surah Al-Fatihah. Nothing else.
- Repeat steps 3 – 7 as in the first rak'at.
- Then, say the Takbeer as you return to Jalsa (sitting) position.
- Silently recite At-Tashahhud (see Section 6.2).
- Silently recite the salutations upon the Prophet (SAW) (see Section 6.2).
- **Recommended:** Silently seek refuge from the four (see Section 6.2).
- Go to Last Step: The Tasleem.





## THE TASLEEM

In the Jalsa position:

1. Turn your face to your right while saying:



السَّلَامُ عَلَيْكُمْ وَرَحْمَةُ اللَّهِ

*Assalaam-u-alaikum wa Rahmatullah*

(May the Peace and Mercy of Allah be Upon You)

2. Turn your face to your left while repeating the same words.



السَّلَامُ عَلَيْكُمْ وَرَحْمَةُ اللَّهِ

*Assalaam-u-alaikum wa Rahmatullah*

(May the Peace and Mercy of Allah be Upon You)

*Mabrook (Congratulations)! You Have Completed the Salah!*



## SECTION 5: WHAT DO YOU DO AFTER SALAH?

After the 5 obligatory salawaat, it is recommended to remain seated for a few moments and silently:

- Seek Allah's Forgiveness 3 times:

أَسْتَغْفِرُ اللَّهَ ، أَسْتَغْفِرُ اللَّهَ ، أَسْتَغْفِرُ اللَّهَ

*Astaghfirullah, Astaghfirullah, Astaghfirullah*

(I seek Allah's Forgiveness, I seek Allah's Forgiveness,  
I seek Allah's Forgiveness)

- Recite the following remembrance just once:

اللَّهُمَّ أَنْتَ السَّلَامُ وَمِنْكَ السَّلَامُ تَبَارَكْتَ يَا ذَا الْجَلَالِ وَالْإِكْرَامِ

*Allahumma Antas Salaam wa Minkas Salaam Tabarakta Yaa Dhal Jalali  
Wal Ikram*

(O Allah, You are the One Who is free from all defects and deficiencies  
and from You is all peace, blessed are You, O Possessor of majesty and  
honor!)

- Glorify, Praise, & Magnify Allah by saying the following 33 times each (count them on your fingers):

سُبْحَانَ اللَّهِ

*Subhan Allah*

(Glory be to Allah)

الْحَمْدُ لِلَّهِ

*Alhamdulillah*

(All Praise is due to Allah)

اللَّهُ أَكْبَرُ

*Allahu Akbar*

(Allah is the Greatest!)

- Follow this by declaring Allah's absolute Oneness by saying just once:

لَا إِلَهَ إِلَّا اللَّهُ وَحْدَهُ لَا شَرِيكَ لَهُ، لَهُ الْمُلْكُ، وَلَهُ الْحَمْدُ، وَهُوَ عَلَى كُلِّ شَيْءٍ قَدِيرٌ

*La ilaaha ill-Allahu, wahdahu la sharika lahu, lahul-mulku wa lahul hamdu, wa Huwa 'ala kulli shai'in Qadeer*

(There is nothing which deserves to be worshipped except Allah Alone Who has no partner; to Him belongs the kingdom, to Him praise is due, and He has power over everything)

- Finally, recite Ayat-ul-Kursi\* of the Qur'an (see Section 6.1):

*\* The Prophet (SAW) said: 'Whoever recites Ayat al-Kursi at the end of every obligatory prayer, nothing but death will prevent him from entering Paradise.' (An-Nasa'i)*



## SECTION 6: SURAHS & SUPPLICATIONS

This section includes various verses from the Qur'an as well as supplications and remembrances which are mentioned in this guide. We have also included other Qur'anic surahs (chapters) which you can recite during salah.

### SECTION 6.1: QURANIC SURAHS & VERSES

#### *Surah Al Fatihah*

In salah, always recite this line silently!

بِسْمِ اللَّهِ الرَّحْمَنِ الرَّحِيمِ (١)  
 الْحَمْدُ لِلَّهِ رَبِّ الْعَالَمِينَ (٢) الرَّحْمَنِ الرَّحِيمِ (٣) مَلِكِ يَوْمِ الدِّينِ (٤)  
 إِيَّاكَ نَعْبُدُ وَإِيَّاكَ نَسْتَعِينُ (٥) أَهْدِنَا الصِّرَاطَ الْمُسْتَقِيمَ (٦)  
 صِرَاطَ الَّذِينَ أَنْعَمْتَ عَلَيْهِمْ غَيْرِ الْمَغْضُوبِ عَلَيْهِمْ وَلَا الضَّالِّينَ (٧)

#### Transliteration

In salah, always recite this line silently!

*Bismillaahir Rahmaanir Raheem*

*Alhamdulillahil Rabbi 'Aalameen. Ar Rahmaanir Raheem. Maaliki yawmiddeen. Iyyaka na'budu wa iyyaka nasta'een. Ihdinas siraatal mustaqeem. Siraatal ladheena an'amta 'alaihim ghairil maghdoobi 'alaihim walad daalleen.*

#### Translation

In the Name of Allah—the Most Compassionate, Most Merciful.  
 All praise is for Allah—Lord of all worlds, the Most Compassionate,  
 Most Merciful, Master of the Day of Judgment.

You 'alone' we worship and You 'alone' we ask for help.  
 Guide us along the Straight Path, the Path of those You have blessed—  
 not those You are displeased with, or those who are astray.

*Note: In salah, after reciting Surah Al Fatihah, you should immediately say:*

آمين

*Ameen*

**(O Allah, Accept Our Supplication!)**

### *Ayat-ul-Kursi (Verse of the Seat)*

اللَّهُ لَا إِلَهَ إِلَّا هُوَ الْحَيُّ الْقَيُّومُ لَا تَأْخُذُهُ سِنَّةٌ وَلَا نَوْمٌ لَهُ مَا فِي السَّمَوَاتِ وَمَا فِي الْأَرْضِ مَنْ ذَا الَّذِي يَشْفَعُ عِنْدَهُ إِلَّا بِإِذْنِهِ يَعْلَمُ مَا بَيْنَ أَيْدِيهِمْ وَمَا خَلْفَهُمْ وَلَا يُحِيطُونَ بِشَيْءٍ مِّنْ عِلْمِهِ إِلَّا بِمَا شَاءَ وَسِعَ كُرْسِيُّهُ السَّمَوَاتِ وَالْأَرْضَ وَلَا يَئُودُهُ حِفْظُهُمَا وَهُوَ الْعَلِيُّ الْعَظِيمُ (٢٥٥)

### **Transliteration**

*Allahu laaa ilaaha illaa huwal hayyul qayyoom. Laa ta'khdhuhoosinatunnw wa laa nawm; lahoo maa fassamaawaati wa maa fil ard. Man dhalladhee yashfa'u indahooooo illaa be idhnih.*

*Ya'lamu maa baina aideehim wa maa khalfahum wa laa yuheetoona beshai 'immin 'ilmihee illaa be maa shaaaa. Wasi'a kursiyyuhus samaa waati wal ard. Wa laa ya'ooduho hifdhuhumaa wa huwal aliyyul 'Adheem.*

### **Translation**

Allah! There is no god 'worthy of worship' except Him, the Ever-Living, All-Sustaining. Neither drowsiness nor sleep overtakes Him. To Him belongs whatever is in the heavens and whatever is on the earth. Who could possibly intercede with Him without His permission? He 'fully' knows what is ahead of them and what is behind them, but no one can grasp any of His knowledge—except what He wills 'to reveal'. His Seat encompasses the heavens and the earth, and the preservation of both does not tire Him. For He is the Most High, the Greatest.

*Surah Ikhlâas (Chapter of Sincerity)*

In salah, always recite this line silently!

بِسْمِ اللَّهِ الرَّحْمَنِ الرَّحِيمِ  
 قُلْ هُوَ اللَّهُ أَحَدٌ (١) اللَّهُ الصَّمَدُ (٢)  
 لَمْ يَلِدْ وَلَمْ يُولَدْ (٣) وَلَمْ يَكُنْ لَهُ كُفُوًا أَحَدٌ (٤)

**Transliteration**

In salah, always recite this line silently!

*Bismillahir Rahmaanir Raheem*  
*Qul Huwa Allahu Ahad. Allahus Samad.*  
*Lam yalid walam yoolad. Walam yakul lahoo kufuwan Ahad*

**Translation**

In the Name of Allah—the Most Compassionate, Most Merciful.  
 Say, 'O Prophet,' "He is Allah—One 'and Indivisible';  
 Allah—the Sustainer 'needed by all'.  
 He has never had offspring, nor was He born.  
 And there is none comparable to Him."

*Surah Al Falaq (Chapter of the Dawn)*

In salah, always recite this line silently!

بِسْمِ اللَّهِ الرَّحْمَنِ الرَّحِيمِ  
 قُلْ أَعُوذُ بِرَبِّ الْفَلَقِ (١) مِنْ شَرِّ مَا خَلَقَ (٢) وَمِنْ شَرِّ غَاسِقٍ إِذَا وَقَبَ (٣)  
 وَمِنْ شَرِّ النَّفَّاثَاتِ فِي الْعُقَدِ (٤) وَمِنْ شَرِّ حَاسِدٍ إِذَا حَسَدَ (٥)

### Transliteration

In salah, always recite this line silently!

*Bismillahir Rahmaanir Raheem*

*Qul A'oodhu birabbil falaq. Min sharri maa khalaq. Wa min sharri ghaasiqin idhaa waqab. Wa min sharrin nafaathaati fil 'uqad. Wa min sharri haasidin idhaa hasad.*

### Translation

In the Name of Allah—the Most Compassionate, Most Merciful.  
Say, 'O Prophet,' "I seek refuge in the Lord of the daybreak from the evil of whatever He has created, and from the evil of the night when it grows dark, and from the evil of those 'witches casting spells by' blowing onto knots, and from the evil of an envier when they envy."

### Surah An-Naas (Chapter Mankind)

In salah, always recite this line silently!

بِسْمِ اللَّهِ الرَّحْمَنِ الرَّحِيمِ  
قُلْ أَعُوذُ بِرَبِّ النَّاسِ (١) مَلِكِ النَّاسِ (٢) إِلَهِ النَّاسِ (٣)  
مِنْ شَرِّ الْوَسْوَاسِ الْخَنَّاسِ (٤) الَّذِي يُوَسْوِسُ فِي صُدُورِ النَّاسِ (٥)  
مِنَ الْجِنَّةِ وَالنَّاسِ (٦)

### Transliteration

In salah, always recite this line silently!

*Bismillahir Rahmaanir Raheem*

*Qul A'oodhu birabbin naas. Malikin naas. Ilaahin naas. Min shaaril waswaasil khannaas. Alladhee yuwaswisu fee sudoorin naas. Minal jinnati wannaas.*

### Translation

In the Name of Allah—the Most Compassionate, Most Merciful.  
Say, 'O Prophet,' "I seek refuge in the Lord of humankind, the Master of humankind, the God of humankind, from the evil of the lurking whisperer—who whispers into the hearts of humankind—from among jinn and humankind."



## SECTION 6.2: PRAISES, SUPPLICATIONS, & REMEMBRANCES

*Note: During salah all these supplications & remembrances should be recited silently*

### *The Thanaa'*

سُبْحَانَكَ اللَّهُمَّ وَبِحَمْدِكَ، وَتَبَارَكَ اسْمُكَ، وَتَعَالَى جَدُّكَ، وَلَا إِلَهَ غَيْرُكَ

### Transliteration

*Subhanaka Allahuma wa bihamdika wa tabarak asmuka wa ta 'ala  
jadduka wa la ilaaha ghairuk*

### Translation

Glory be to You, O Allah, and all praises are due unto You, and Blessed is Your Name and High is Your Majesty and none is worthy of worship except You!



### *At-Tashahhud*

التَّحِيَّاتُ لِلَّهِ، وَالصَّلَوَاتُ، وَالطَّيِّبَاتُ، السَّلَامُ عَلَيْكَ أَيُّهَا النَّبِيُّ وَرَحْمَةُ  
اللَّهِ وَبَرَكَاتُهُ، السَّلَامُ عَلَيْنَا وَعَلَى عِبَادِ اللَّهِ الصَّالِحِينَ. أَشْهَدُ أَنْ لَا إِلَهَ  
إِلَّا اللَّهُ وَأَشْهَدُ أَنَّ مُحَمَّدًا عَبْدُهُ وَرَسُولُهُ

### Transliteration

*At tahiyyatu lil-laahi was salawaatu wa tayyibaatu  
Assalaamu 'alaika ayyuhan nabiyyu wa rahmatullaahi wa barakaatuhu  
Assalaamu 'alaina wa 'alaa 'ibaadil laahis saaliheen*

**During Salah: Raise your right index finger at this point!**

*Ash hadu an laa ilaaha ill Allah*

Lower your right index finger at this point.

*wa ash hadu anna Muhammadan 'abduhoo wa rasooluh*

### Translation

All compliments, prayers and beautiful expressions are for Allah. Peace be upon you, O Messenger, and Allah's Mercy and Blessings. Peace be upon us and on all the righteous slaves of Allah. I bear witness that no one is worthy of worship except Allah. And I bear witness that Muhammad (SAW) is His slave and messenger.

### Salutations Upon the Prophet (SAW)

اَللّٰهُمَّ صَلِّ عَلَى مُحَمَّدٍ وَعَلَى آلِ مُحَمَّدٍ كَمَا صَلَّيْتَ عَلَى اِبْرَاهِيْمَ وَعَلَى  
 آلِ اِبْرَاهِيْمَ اِنَّكَ حَمِيْدٌ مَّجِيْدٌ  
 اَللّٰهُمَّ بَارِكْ عَلَى مُحَمَّدٍ وَعَلَى آلِ مُحَمَّدٍ كَمَا بَارَكْتَ عَلَى اِبْرَاهِيْمَ وَعَلَى  
 آلِ اِبْرَاهِيْمَ اِنَّكَ حَمِيْدٌ مَّجِيْدٌ

### Transliteration

*Allaahumma salli 'alaa Muhammadin wa 'alaa aale Muhammadin kama  
 sallaiyta 'alaa Ibraheema wa 'alaa aale Ibraheema Innaka Hameedum  
 Majeed  
 Allaahumma baarik 'alaa Muhammadin wa 'alaa aale Muhammadin  
 kama baarakta 'ala Ibraheema wa 'alaa aale Ibraheema Innaka  
 Hameedum Majeed*

**Translation**

O Allah, send Your Prayers upon Muhammad (SAW) and Muhammad's (SAW) family as you sent Your Prayers upon Abraham (AS) and Abraham's (AS) family.

Surely, You are the Most Praiseworthy, the Most Glorious.

O Allah, bless Muhammad (SAW) and Muhammad's (SAW) family as you blessed Abraham (AS) and Abraham's (AS) family.

Surely, You are the Most Praiseworthy, the Most Glorious.

**Seeking Refuge from the Four**

اللَّهُمَّ إِنِّي أَعُوذُ بِكَ مِنْ عَذَابِ جَهَنَّمَ وَمِنْ عَذَابِ الْقَبْرِ وَمِنْ فِتْنَةِ الْمَحْيَا  
وَالْمَمَاتِ وَمِنْ شَرِّ فِتْنَةِ الْمَسِيحِ الدَّجَالِ

**Transliteration**

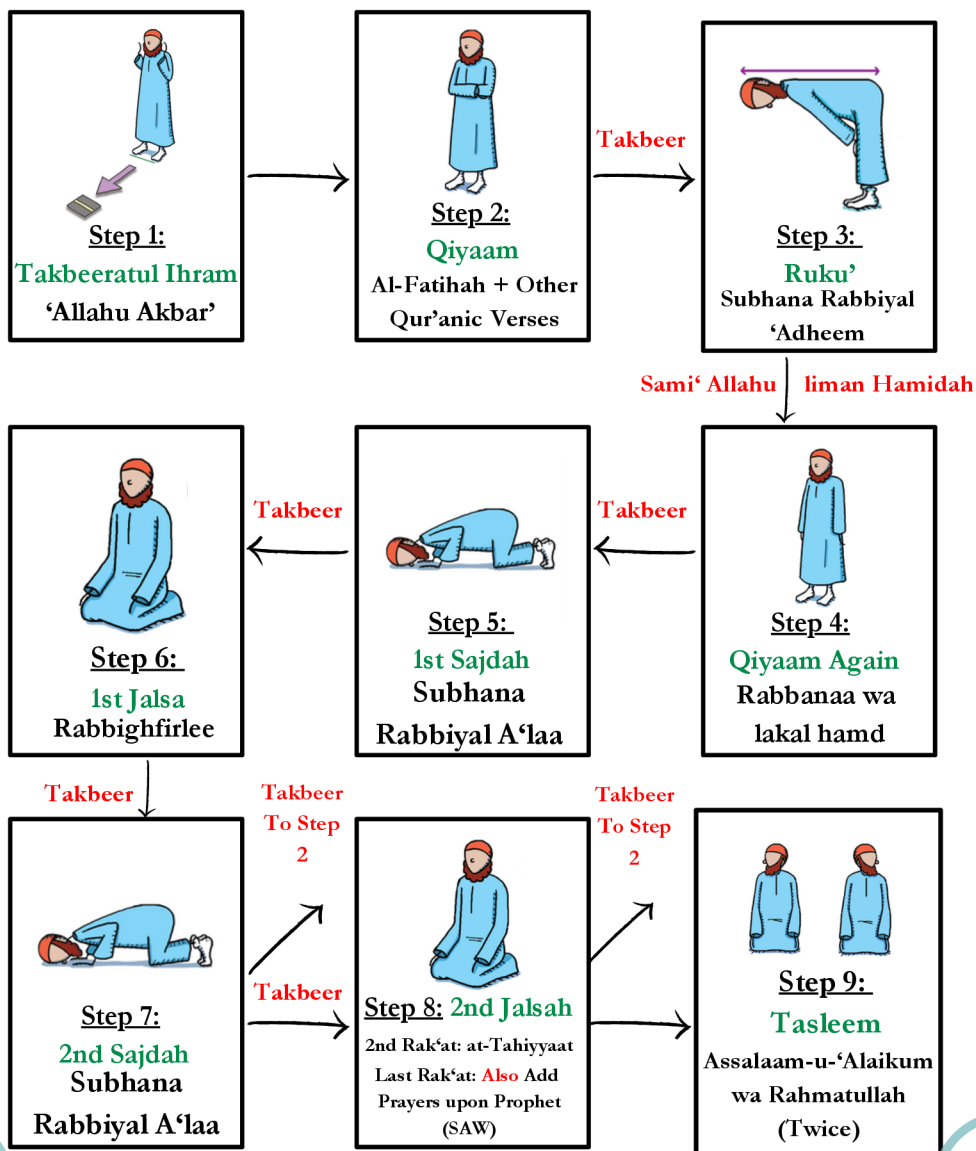
*Allahumma inni 'a'oodhu bika min 'adhabi Jahannam wa min 'adhabil  
qabri wa min fitnat il-mahya wal mamaat wa min sharri fitnat il-maseehid  
dajjal*

**Translation**

O Allah, I seek refuge with You from the punishment of Hell and the punishment of the grave, and from the trials of life and death and from the worst of the turmoil of the Dajjal (antichrist).



## SECTION 7: A QUICK REVIEW OF SALAH MOVEMENTS



## A BIT ABOUT ISLAMICCOMICS.ORG

Our mission is to create fun, educational, and halal content for Muslim families. This includes comics, cartoons, coloring books, activity books, and more.

We strive to ensure all our content aligns with the Qur'an and the authentic Sunnah of our beloved Prophet Muhammad (SAW), the last and final messenger of Allah.


IslamicComics.org and *Life with the Ahmad Family Comics* were both founded and are developed by Absar Husain Kazmi.

### *Would You Like to Support Us?*

Learn how you can help us develop more fun and educational content by visiting the following page on our website:

<https://islamiccomics.org/support/>

Jazak Allahu khair!







# WANT MORE AWESOME ISLAMIC CONTENT?

For Islamic Cartoons, Comics, Activity Pages, & Other Great Halal Content, Visit:



[IslamicComics.org](http://IslamicComics.org)



[@IslamicComics](https://www.youtube.com/@IslamicComics)



[/AhmadFamilyComics](https://www.facebook.com/AhmadFamilyComics)



[/lifewiththeahmadfamily](https://www.instagram.com/lifewiththeahmadfamily)

Our Etsy Store: <https://www.etsy.com/shop/islamiccomics>

*Got a Question, Comment, or Suggestion?*

Email Us at: [info@IslamicComics.org](mailto:info@IslamicComics.org)

